


FOUNDATION FOR LIFE SCIENCES AND BUSINESS MANAGEMENT  
ANAND CAMPUS, SOLAN, H.P.  
SHOOLINI UNIVERSITY OF BIO-TECHNOLOGY AND MANAGEMENT SCIENCES, SOLAN  
BALANCE SHEET AS AT 31.3.2018


Shoolini University	Particulars	Schedule	Shoolini University
	<b>SOURCES OF FUNDS</b>		
262,963,359	General Fund	E	306,358,515
94,647,868	Unsecured Loan from Members	G	90,194,527
	<b>LOANS/BORROWINGS</b>		
391,651,650	Secured	F	436,708,296
51,241,535	Non Current Liabilities	H	56,958,057
	<b>CURRENT LIABILITIES AND PROVISIONS</b>		
28,144,989		I	23,416,013
828,649,401	<b>TOTAL</b>		<b>913,635,408</b>

	<b>APPLICATION OF FUNDS</b>		
	<b>FIXED ASSETS</b>		
543,558,597	Tangible Assets	A	544,039,072
60,195,400	Capital Work in Progress	B	74,829,844
74,440,380	<b>CURRENT ASSETS</b>	C	76,309,014
3,531,212	<b>LOANS AND ADVANCES</b>	D	6,442,327
115,069,624	Foundation for life Sciences & Business mgt		114,896,461
31,854,188	Construction Division of Shoolini University		97,118,690
	<b>Notes on Accounts</b>	T	
828,649,401	<b>TOTAL</b>		<b>913,635,408</b>
(0)			


TREASURER



PRESIDENT



FOR JGMOHAN CHOHA & CO.,  
CHARTERED ACCOUNTANTS

  
CA JAGMOHAN CHOHA  
PARTNER  
M NO 088952

DATED: 01.09.2018  
PLACE: SOLAN





FOUNDATION FOR LIFE SCIENCES AND BUSINESS MANAGEMENT  
ANAND CAMPUS,SOLAN,H.P.  
SHOOLINI UNIVERSITY OF BIO-TECHNOLOGY AND MANAGEMENT SCIENCES,SOLAN  
INCOME AND EXPENDITURE ACCOUNT FOR THE YEAR ENDING 31.03.2018

Shoolini University	Particulars	Schedule	Shoolini University
	INCOME		
379,211,434	Academic Receipts	J	422,797,228
20,632,001	Grants & Donations	K	10,895,345
7,429,542	Other Incomes	L	5,267,670
<b>407,272,977</b>	<b>TOTAL(A)</b>		<b>438,960,243</b>
	EXPENDITURE		
11,694,484	Grants & Donations	M	9,908,840
138,128,653	Staff Payments & Benefits	N	152,468,636
24,282,827	Academic Expenses	O	29,463,471
84,090,357	Administrative & General Exp.	P	104,498,147
9,233,552	Transportation Expenses	Q	9,620,733
2,094,507	Repair & Maintenance	R	7,034,343
49,681,955	Finance Cost	S	49,454,025
40,736,834	Depreciation		33,116,892
<b>359,943,169</b>	<b>TOTAL(B)</b>		<b>395,565,087</b>
	Balance being Excess of		
<b>47,329,808</b>	<b>Income over Expenditure(A-B)</b>		<b>43,395,156</b>
8,843,988	PRIOR PERIOD EXPENSES		-
<b>38,485,820</b>	<b>Carried to General Fund</b>		<b>43,395,156</b>
	Notes on Accounts	T	

TREASURER

PRESIDENT

FOR JGMOHAN CHOHDHA & CO.,  
CHARTERED ACCOUNTANTS

DATED: 01.09.2018

PLACE: SOLAN

CA JAGMOHAN CHOHDHA  
PARTNER  
M NO 088952





FOUNDATION FOR LIFE SCIENCES AND BUSINESS MANAGEMENT  
ANAND CAMPUS,SOLAN,H.P.

SHOOLINI UNIVERSITY OF BIO-TECHNOLOGY AND MANAGEMENT SCIENCES,SOLAN

		SCHEDULE-B
	DETAIL OF CAPITAL WORK IN PROGRESS AS AT 31.03.2018	
Shoolini University	Particulars	Shoolini University
60,195,400	Construction Division	74,829,844
-	Shoolini University	-
60,195,400	TOTAL	74,829,844

		SCHEDULE-C
	DETAIL OF CURRENT ASSETS AS AT 31.03.2018	
Shoolini University	Particulars	Shoolini University
27,845,847	Sundry Debtors(Fees Recoverable)	33,910,795
97,440	Cash in Hand	33,288
11,859,175	Deposits with Scheduled Banks(PNB)	7,727,013
34,637,918	In Term Deposits(PNB)	34,637,918
74,440,380	TOTAL	76,309,014

		SCHEDULE-D
	DETAIL OF LOANS AND ADVANCES AS AT 31.03.2018	
Shoolini University	Particulars	Shoolini University
205,493	Prepaid Insurance	513,332
	Prepaid Expenses	833,000
1,074,427	Loans & Advances	1,970,164
-	TDS 2017-18	261,295
479,612	TDS 2016-17	479,612
1,771,680	Security Deposits	2,718,934
-	TDS 2015-16	(334,010)
3,531,212	TOTAL	6,442,327

		SCHEDULE-E
	DETAIL OF GENERAL FUND AS AT 31.03.2018	
Shoolini University	Particulars	Shoolini University
213,941,824	Balance at the Beginning of the Year	262,963,359
-	Additions During the Year-Corpus Fund	-
10,535,715	Reserve for Defined Benefit Obligation	-
38,485,820	Add:Balance of net Income	43,395,156
262,963,359	Balance at the Year End	306,358,515

*[Signature]*

*[Signature]*





DETAIL OF SECURED TERM LOANS FROM BANK AS AT 31.03.2018		SCHEDULE-F
Shoolini University	Particulars	Shoolini University
136,271,408	Punjab National Bank-A/C No.-93	50,268,788
-	Punjab National Bank-A/C No.-IB-328	862,919
-	Punjab National Bank-A/C No.-IB-337	54,542,022
67,516,920	Punjab National Bank-A/C No.-105	56,423,141
29,553,519	Punjab National Bank-A/C No.-070890	2,182,438
71,655,556	Punjab National Bank-114	67,602,497
2,146,376	STL-Punjab National Bank-A/C No.-FD	-
1,036,584	PNB car loan a/c NG2757	105,949,082
83,471,287	PNB Bank Loan IC 150 (10 crore)	98,877,409
<b>391,651,650</b>	<b>TOTAL</b>	<b>436,708,296</b>

DETAIL OF UNSECURED LOANS FROM MEMBERS AS AT 31.03.2018		SCHEDULE-G
Shoolini University	Particulars	Shoolini University
94,647,868	Unsecured Loan from Members	90,194,527
<b>94,647,868</b>	<b>TOTAL</b>	<b>90,194,527</b>

DETAIL OF NON CURRENT LIABILITIES AS AT 31.03.2018		SCHEDULE-H
Shoolini University	Particulars	Shoolini University
10,141,600	Hostel Security Deposits	11,154,375
41,099,935	Tution Security Deposit	45,803,682
-	Library Security Deposit	-
<b>51,241,535</b>	<b>TOTAL</b>	<b>56,958,057</b>

*Sumedh Vaid*





DETAIL OF CURRENT LIABILITIES AS AT 31.03.2018		SCHEDULE-I
Shoolini University	Particulars	Shoolini University
897,850	Fees Pending Reconciliation	1,073,852
2,780,000	Research Project (Pending)	2,199,803
72,892	Duties & Taxes	1,679,266
11,579,520	Sundry Creditors	3,834,723
(87,149)	Confrence Grant	777,851
49,179	Students Exchange Program	6,529
900,785	Left Students Payable	(237,809)
622,430	Fellow Ship Grants Payable	283,608
1,311,137	Provisions (Salary payable& EPF)	1,351,786
	Faculty Club Income	533,694
227,942	Expenses payable	-
9,458,966	H.P.Private Edu.Ins.Reg.Comm	12,431,950
331,437	Security payable (provision)	(519,240)
<b>28,144,989</b>	<b>TOTAL</b>	<b>23,416,013</b>

**DETAIL OF ACADEMIC RECEIPTS FOR THE**

		SCHEDULE-J
Shoolini University	Particulars	Shoolini University
238,291,470	Tution Fees	299,882,159
-	Admission Fees	
1,121,500	Prospectus Fees	1,116,200
27,934,700	Development/Annual Charges	
	Conselling Fees	
903,177	Fine/Late Fees	1,060,269
5,254,647	Transportation Fees	5,960,507
4,131,300	Examination Fees/Re-appear Fee/Re-valuation Fees	5,676,850
208,800	Clerical Charges	115,000
29,009,916	Room Rent/Hostel Fees	31,360,023
72,355,924	Food & breverages	77,626,220
<b>379,211,434</b>	<b>TOTAL</b>	<b>422,797,228</b>

**DETAIL OF GRANTS AND DONATIONS FOR THE  
YEAR ENDING 31.03.2018**

		SCHEDULE-K
Shoolini University	Particulars	Shoolini University
16,844,743	Research Project Income	6,978,545
3,787,258	Training Project Income	3,916,800
<b>20,632,001</b>	<b>TOTAL</b>	<b>10,895,345</b>

*Swathy*

*Vineet*





**DETAIL OF OTHER INCOME FOR THE**

<b>YEAR ENDING 31.03.2018</b>		<b>SCHEDULE-L</b>
<b>Shoolini</b>	<b>Particulars</b>	<b>Shoolini</b>
<b>University</b>		<b>University</b>
447,490	SB A/C interest-Scheduled Bank	586,245
2,436,755	FDR Interest-Scheduled Bank	2,134,629
855,761	Misc. Income	745,147
498,500	Rent	635,960
(47,679)	Security deposit /Balance Written Back	
	Counselling fees	
194,498	Gym Membership Fees	148,340
177,800	Degrees Fees	324,400
67,022	Examination fees (TCS Online)	
-	Library Income	
	Left Students write off	
-	Garbage Income	22,200
1,380	Health Center Receipt	1,980
10,969	Insurance Claim (Iffco Tokio)	
38,160	Pharmacy Lab Note Book Income	31,860
94,100	Migration Fees	
147,000	Thesis Submission Fees	173,500
72,000	Muntu Khurana	
1,895,932	Profit on Sale of Buses	
74,000	NAAC Income	
465,854	Income Pending Reconciliation	
	Flowerist Income	322,614
	Moot Court Competition	6,500
	Patent sponser income	40,000
	Project income shoolini university	103,500
	Balance written back	(9,205)
<b>7,429,542</b>	<b>TOTAL</b>	<b>5,267,670</b>






	DETAIL OF UTILISED GRANTS FOR THE YEAR ENDING 31.03.2018	SCHEDULE-M
Shoolini	Particulars	Shoolini
University		University
7,647,271	Research Project Exp.	5,635,546
4,047,213	Training Project Exp.	4,273,294
11,694,484		9,908,840

	DETAIL OF SALARY/WAGES/HONORARIUM EXPENSES FOR THE YEAR ENDING 31.03.2018	SCHEDULE-N
Shoolini	Particulars	Shoolini
University		University
129,723,723	Salaries/Wages	143,757,661
5,317,663	Provident Fund	5,860,405
258,000	Staff Welfare	
1,137,540	Honorarium to Guest Faculty	2,268,793
1,691,727	Gratuity	362,440
	Labour cess	219,337
138,128,653	TOTAL	152,468,636

	Academic Expenses	SCHEDULE-O
Shoolini	Particulars	Shoolini
University		University
2,134,649	Laboratory Expenses	2,440,613
5,100,817	Subscription Expenses	4,355,132
1,020,449	Examination Expenses	913,543
755,166	University Programmes	1,523,182
2,226,920	Internet Charges	2,444,169
44,997	Sprint Exp.	
554,105	Workshop/Industrial Visits	395,629
12,445,724	Scholarships	17,391,203
24,282,827	TOTAL	29,463,471

*Smash*

*V. K. K.*





DETAIL OF ADMINISTRATIVE AND GENERAL EXPENSES YEAR ENDING 31.03.2018		SCHEDULE-P
Shoolini University	Particulars	Shoolini University
4,952,720	Water & Electricity	9,133,592
12,871,426	Rent, Hostel Rent	15,008,481
91,949	Postage & Telegram	108,749
580,293	Telephone	599,854
518,553	Printing & Stationery	643,186
3,866,764	Travelling & Conveyance	4,881,553
491,946	Hospitality	1,102,076
1,190,115	Sports Exp.	1,867,261
603,979	Legal & Professional Charges	1,333,789
15,457,674	Advertisement & Publicity	17,280,188
85,143	Car Running Exp.	85,168
3,800	Freight & Colliage	
1,757,708	Misc. Exp.	744,560
2,359,291	Admission Cell Exp.	2,284,049
7,988	Convocation Expenses/Function expenses	2,015,235
-	Library Journal/magazine/newspaper	1,509,254
34,028	Adv/Income written off	(15,000)
350,263	Health Centre/Medicines	374,833
66,661	Placement Charges	423,470
284,024	Moksh Expenses	2,123,629
	Accounting Charges	
702,617	NAAC Exp.	
	Affiliation expenses	
	HPU Expenses	
3,359,336	Security Expenses	4,438,959
155,000	Pollution control Expenses	
2,357,748	IT repair and Maintenance	604,903
-	Freight Charges	51,929
29,171,070	Food & Beverages	31,647,026
2,770,261	Land Scaping & Gardening	3,627,982
	Alumi meet expenses	63,000
	Grant for fellowship	89,000
	Laundry expenses	945,600
	living scholarship	4,500
	MOOT court sqlexpenses	61,435
	Faculty Club expenses	229,824
	Young leader fellowship scheme	160,000
	VLCI conference expenses	655,884
	Animal-lab material	221,863
	Agri Farm	192,315
84,090,357	<b>TOTAL</b>	<b>104,498,147</b>

*Shoolini*

*Vinod*



**DETAIL OF TRANSPORTATION EXPENSES FOR THE.**

YEAR ENDING 31.03.2018		SCHEDULE-Q
Shoolini University	Particulars	Shoolini University
7,806,112	Vehicle Running & Repair & Maint.	8,393,911
1,427,440	Insurance Vehicle	1,226,822
<b>9,233,552</b>	<b>TOTAL</b>	<b>9,620,733</b>

**DETAIL OF REPAIR & MAINTENANCE EXPENSES FOR THE.**  
**YEAR ENDING 31.03.2018**

**SCHEDULE-R**

Shoolini University	Particulars	Shoolini University
967,813	Repair & Maintenance Exp.	592,357
369,358	Sanitation Exp.	5,391,255
757,336	Furnishing of University	1,050,731
<b>2,094,507</b>	<b>TOTAL</b>	<b>7,034,343</b>

**DETAIL OF FINANCIAL EXPENSES FOR THE PERIOD ENDING 31.03.2018**

**SCHEDULE-S**

Shoolini University	Particulars	Shoolini University
7,715,014	Interest on Unsecured/short term	7,503,324
41,557,822	Interest on term Loans from PNB	40,666,842
409,119	Bank Charges	1,283,859
<b>49,681,955</b>	<b>TOTAL</b>	<b>49,454,025</b>

*Smash*

*V. K. K.*





SCHEDULE-A

SCHEDULE OF FIXED ASSETS FOR THE PERIOD ENDING 31.03.2018

PARTICULARS	RATE	GROSS BLOCK		DEPRECIATION		Total as on 31.03.2018	Sale/Transfer	LESS THAN 6 MONTHS USE	ADDITIONS MORE THAN 6 MONTHS USE	Total as on 31.03.2018	AT THE BEGINNING OF THE YEAR	DURING THE YEAR	TOTAL UP TO YEAR END As on 31.03.2017	NET BLOCK	
		Opening Balance as on 01.04.2017	MORE THAN 6 MONTHS USE	ADDITIONS MORE THAN 6 MONTHS USE	LESS THAN 6 MONTHS USE									WDV AS AT 31.03.2018	WDV AS AT 31.03.2017
Computers & Accessories	31.67%	38,379,696	3,806,446			42,186,142					38,379,696	602,751	38,982,447	3,203,695	-
Buildings	1.58%	474,439,514	2,069,040			476,508,554					23,709,700	7,528,835	31,238,535	445,270,019	450,729,814
Land A/c		16,060,340				16,060,340					-	-	-	16,060,340	16,060,340
Electric Equipment	9.50%	6,067,769	672,485			6,740,254					1,895,712	608,381	2,504,093	4,236,161	4,172,057
Fire Fighting Equipment	9.50%	315,316	14,903			330,219					52,018	30,663	82,681	247,538	263,298
Furniture & Fixtures	11.88%	47,901,505	14,041,376			61,942,881					18,278,857	6,524,757	24,803,614	37,139,267	29,622,648
Furnishing of Girls, Hostel/Institute & Labs	11.88%	3,255,102	1,140,710			4,395,812					993,488	454,464	1,447,952	2,947,860	2,261,614
Lab Equipments	19.00%	28,292,172	1,419,839		10,880	29,722,891					17,506,885	5,510,397	23,017,283	6,705,608	10,785,287
Library Books	11.88%	5,962,371	926,308		21,693	6,910,372					2,111,592	763,352	2,874,944	4,035,428	3,850,779
Office Equipment	19.00%	4,766,291				4,766,291					3,799,875	905,595	4,705,470	60,821	966,416
Network / Lan	15.83%	1,646,284	137,800			1,784,084					878,705	271,514	1,150,218	633,866	767,579
Water Connection	9.50%	2,771,000				2,771,000					1,291,217	263,245	1,554,462	1,216,538	1,479,783
Sports Equipment	11.88%	632,214	36,923			669,137					172,550	77,300	249,850	419,287	459,664
Research Project Assets	19.00%	24,174,920	7,121,538		637,520	31,933,978					10,803,879	5,269,781	16,073,660	15,860,318	13,371,041
Training Project Exp.	19.00%	73,894				73,894					47,301	14,040	61,341	12,553	26,593
Musical Instruments	11.88%	92,225				92,225					35,156	10,956	46,112	46,113	57,069
Buses	15.83%	23,038,189				23,038,189					16,171,862	3,646,945	19,818,808	3,219,381	6,866,327
Solar system	9.50%	1,351,860				1,351,860					364,765	128,427	493,192	858,668	987,095
Car	15.83%	1,899,664	1,122,030			3,021,694					1,068,474	478,334	1,546,808	1,474,886	831,190
F & B Equipments	9.50%	681,120,326	153,787		264,089	681,120,326					137,561,731	27,154	170,678,623	390,722	-
<b>TOTAL</b>		<b>517,840,860</b>	<b>138,645,546</b>		<b>25,485,359</b>	<b>681,120,326</b>	<b>851,439</b>				<b>96,824,898</b>	<b>40,736,833</b>	<b>137,561,731</b>	<b>543,558,595</b>	<b>543,558,595</b>
<b>CAPITAL WORK IN PROGRESS</b>															
Capital Work in Progress			11,016,442		-	11,016,442	-				-	-	-	11,016,442	-
Advance for land		60,195,400	-		-	60,195,400	-				-	-	-	60,195,400	60,195,400
Patents			2,818,002		800,000	3,618,002	-				-	-	-	3,618,002	-
<b>Total</b>		<b>60,195,400</b>	<b>13,834,444</b>		<b>800,000</b>	<b>74,829,844</b>	<b>-</b>				<b>-</b>	<b>-</b>	<b>-</b>	<b>74,829,844</b>	<b>60,195,400</b>