


FOUNDATION FOR LIFE SCIENCES AND BUSINESS MANAGEMENT  
ANAND CAMPUS, SOLAN, H.P.  
SHOOLINI UNIVERSITY OF BIO-TECHNOLOGY AND MANAGEMENT SCIENCES, SOLAN  
BALANCESHEET AS AT 31.3.2016


Shoolini University	Particulars	Schedule	Shoolini University
	<b>SOURCES OF FUNDS</b>		
189,443,864	General Fund	E	213,941,824
97,762,882	Unsecured Loan from Members	G	95,240,378
	<b>LOANS/BORROWINGS</b>		
367,563,618	Secured	F	392,288,402
42,229,620	<b>Non Current Liabilities</b>	H	44,046,840
	<b>CURRENT LIABILITIES</b>		
26,201,380	<b>AND PROVISIONS</b>	I	29,360,460
	Shoolini University		
	Foundation for life Sciences & Business mgt		
	Construction Division of Shoolini University		
723,201,364	<b>TOTAL</b>		<b>774,877,903</b>
	<b>APPLICATION OF FUNDS</b>		
	<b>FIXED ASSETS</b>		
430,954,233	Tangible Assets	A	429,527,653
73,325,400	Capital Work in Progress	B	66,102,532
55,335,473	<b>CURRENT ASSETS</b>	C	71,425,470
6,259,347	<b>LOANS AND ADVANCES</b>	D	2,642,165
116,143,422	Foundation for life Sciences & Business mgt		205,180,083
41,183,488	Construction Division of Shoolini University		
	<u>Notes on Accounts</u>	T	
723,201,364	<b>TOTAL</b>		<b>774,877,903</b>



PRESIDENT

  
TREASURER

As per our separate audit report of even date  
FOR JGMOHAN CHOHDHA & CO.,  
CHARTERED ACCOUNTANTS

  
CA JAGMOHAN CHOHDHA

PROPRIETOR  
M NO 088952



DATED: 01.08.2016  
PLACE: SOLAN

FOUNDATION FOR LIFE SCIENCES AND BUSINESS MANAGEMENT  
ANAND CAMPUS, SOLAN, H.P.  
INCOME AND EXPENDITURE ACCOUNT FOR THE YEAR ENDING 31.03.2016

Shoolini University	Particulars	Schedule	Shoolini University
<b>INCOME</b>			
305,240,833	Academic Receipts	J	330,562,258
18,704,402	Grants & Donations	K	14,995,212
6,815,381	Other Incomes	L	7,182,308
	Total of Expenditure Capitalised		-
<b>330,760,616</b>	<b>TOTAL(A)</b>		<b>352,739,778</b>
<b>EXPENDITURE</b>			
12,418,729	Grants & Donations	M	12,293,124
121,265,388	Staff Payments & Benefits	N	126,798,182
16,795,803	Academic Expenses	O	14,966,690
62,406,633	Administrative & General Exp.	P	79,496,908
9,254,550	Transportation Expenses	Q	7,962,135
6,642,182	Repair & Maintenance	R	3,974,139
44,775,369	Finance Cost	S	50,614,767
26,823,481	Depreciation		32,135,873
<b>300,382,135</b>	<b>TOTAL(B)</b>		<b>328,241,818</b>


<b>30,378,481</b>	Balance being Excess of Income over Expenditure(A-B) Carried to General Fund Notes on Accounts	<b>24,497,960</b>
-------------------	---	-------------------

VICE  
PRESIDENT

T  
TREASURER

FOR JGMOHAN CHOHA & CO.,  
CHARTERED ACCOUNTANTS

CA JAGMOHAN CHOHA  
PARTNER  
M NO 088952





FOUNDATION FOR LIFE SCIENCES AND BUSINESS MANAGEMENT  
ANAND CAMPUS, SOLAN, H.P.  
SHOOLINI UNIVERSITY OF BIO-TECHNOLOGY AND MANAGEMENT SCIENCES, SOLAN

SCHEDULE-B

DETAIL OF CAPITAL WORK IN PROGRESS AS AT 31.03.2016

Shoolini University	Particulars	Shoolini University
	Construction Division	66,102,532
73,325,400	Shoolini University	-
73,325,400	<b>TOTAL</b>	<b>66,102,532</b>

SCHEDULE-C

DETAIL OF CURRENT ASSETS AS AT 31.03.2016

Shoolini University	Particulars	Shoolini University
14,795,144	Sundry Debtors(Fees Recoverable)	23,173,848.00
98,132	Cash in Hand	34,725.00
604,150	Advance recoverable from parties	-
2,388,047	Deposits with Scheduled Banks(PNB)	14,016,897.24
3,250,000	PNB Interest charge recoverable	-
34,200,000	In Term Deposits(PNB)	34,200,000.00
55,335,473	<b>TOTAL</b>	<b>71,425,470</b>

SCHEDULE-D

DETAIL OF LOANS AND ADVANCES AS AT 31.03.2016

Shoolini University	Particulars	Shoolini University
268,274	Prepaid Insurance	286,126
4,832,766	Loans & Advances	959,367
515,550	TDS	-
308,407	TDS 2015-16	312,162
334,350	Security Deposits	1,084,510
6,259,347	<b>TOTAL</b>	<b>2,642,165</b>

SCHEDULE-E

DETAIL OF GENERAL FUND AS AT 31.03.2016

Shoolini University	Particulars	Shoolini University
149,065,383	Balance at the Beginning of the Year	189,443,864
10,000,000	Additions During the Year-Corpus Fund	-
30,378,481	Add:Balance of net Income	24,497,960
189,443,864	<b>Balance at the Year End</b>	<b>213,941,824</b>



✓



FOUNDATION FOR LIFE SCIENCES AND BUSINESS MANAGEMENT  
ANAND CAMPUS, SOLAN, H.P.

SHOOLINI UNIVERSITY OF BIO-TECHNOLOGY AND MANAGEMENT SCIENCES, SOLAN

SCHEDULE-F

DETAIL OF SECURED TERMLOANS FROM BANK AS AT 31.03.2016

Shoolini University	Particulars	Shoolini University
263,550	Punjab National Bank-A/C No.-84	-
197,314,117	Punjab National Bank-A/C No.-93	167,287,659
7,336,736	Punjab National Bank-A/C No.-39	-
16,159,307	Punjab National Bank-A/C No.-IB-328	8,020,927
3,730,242	Punjab National Bank-A/C No.-IB-337	1,726,941
75,556,977	Punjab National Bank-A/C No.-105	71,112,743
5,879,369	Punjab National Bank-A/C No.-IC-75	-
40,196,717	Punjab National Bank-A/C No.-070890	59,919,110
18,848,708	Punjab National Bank-114	75,813,998
2,277,895	STL-Punjab National Bank-A/C No.-FD	2,183,855
	PNB car loan a/c NG2757	1,191,138
	PNB Bank Loan IC 150 (10 crore)	5,032,031
367,563,618	<b>TOTAL</b>	392,288,402

SCHEDULE-G

DETAIL OF UNSECURED LOANS FROM MEMBERS AS AT 31.03.2016

Shoolini University	Particulars	Shoolini University
97,762,882	Unsecured Loan from Members	95,240,378
97,762,882	<b>TOTAL</b>	95,240,378

SCHEDULE-H

DETAIL OF NON CURRENT LIABILITIES AS AT 31.03.2016

Shoolini University	Particulars	Shoolini University
6,988,395	Hostel Security Deposits	8,187,050
35,241,225	Tution Security Deposit	35,859,790
	Library Security Deposit	-
42,229,620	<b>TOTAL</b>	44,046,840

SCHEDULE-I

DETAIL OF CURRENT LIABILITIES AS AT 31.03.2016

Shoolini University	Particulars	Shoolini University
1,007,743	Fees Pending Reconciliation	465,853
591,789	Duties & Taxes	994,748
4,019,828	Sundry Creditors	10,689,418
1,906,730	Advance from Debtors / students	-
-	Left Students Payable	74,610
1,105,263	Fellow Ship Grants Payable	613,618
8,801,519	Provisions (Salary payable & EPF)	9,246,218
131,500	Workshop Grant	138,500
4,067,278	Expenses payable	137,718
4,569,730	H.P.Private Edu.Ins.Reg.Comm	6,846,840
-	Security payable (provision)	152,937
26,201,380	<b>TOTAL</b>	29,360,460





FOUNDATION FOR LIFE SCIENCES AND BUSINESS MANAGEMENT  
ANAND CAMPUS, SOLAN, H.P.  
SHOOLINI UNIVERSITY OF BIO-TECHNOLOGY AND MANAGEMENT SCIENCES, SOLAN  
SCHEDULE-J

DETAIL OF ACADEMIC RECEIPTS FOR THE

Shoolini University	Particulars	Shoolini University
	<b>ACADEMIC</b>	
202,421,500	Tution Fees	208,423,339
-	Admission Fees	-
489,894	Prospectus Fees	883,950
25,825,000	Development/Annual Charges	25,610,000
	<b>OTHER FEES</b>	
918,103	Fine/Late Fees	585,860
9,842,527	Transportation Fees	6,938,592
1,994,851	Examination Fees/Re-appear Fee/Re-valuation Fees	4,634,040
93,575	Clerical Charges	133,300
-	Annual Charges	-
29,379,408	Room Rent	25,142,344
34,275,975	Food & breverages	58,210,833
<b>305,240,833</b>	<b>TOTAL</b>	<b>330,562,258</b>

DETAIL OF GRAN

SCHEDULE-K

YEAR ENDING 31.03.2016

Shoolini University	Particulars	Shoolini University
10,610,958	Research Project Income	10,611,897
2,746,612	Grant Received	-
5,346,832	Training Project Income	4,383,315
<b>18,704,402</b>	<b>TOTAL</b>	<b>14,995,212</b>

DETAIL OF OTHEI

SCHEDULE-L

YEAR ENDING 31.03.2016

Shoolini University	Particulars	Shoolini University
362,691	SB A/C interest-Scheduled Bank	334,112
2,977,616	FDR Interest-Scheduled Bank	2,948,394
576,009	Misc. Income	817,148
159,390	Confrence/Table Tennis Championship	88,100
2,416,675	Donations	-
323,000	Rent	402,360
	Security deposit /Balance Written Back	860,180
	Counselling fees	
	Degrees Fees	317,030
	Examination fees (TCS Online)	72,573
	Library Income	-
	Garbage Income	227,190
	Health Center Receipt	3,020
	Insurance Claim (Iffco Tokio)	50,513
	Pharmacy Lab Note Book Income	15,120
	Shooline University Festival Moksh	213,350
	Income Pending Reconciliation	833,218
<b>6,815,381</b>	<b>TOTAL</b>	<b>7,182,308</b>



**SCHEDULE-M**

Shoolini	Particulars	Shoolini
University		University
5,897,960	Research Project Exp.	8,330,403
6,520,769	Training Project Exp.	3,962,721
<b>12,418,729</b>		<b>12,293,124</b>

**SCHEDULE-N**

Shoolini	Particulars	Shoolini
University		University
117,058,032	Salaries/Wages	121,478,366
3,335,368	Provident Fund	4,451,011
-	Staff Welfare	-
871,988	Honorarium to Guest Faculty	868,805
<b>121,265,388</b>	<b>TOTAL</b>	<b>126,798,182</b>

**Academic Expenses****SCHEDULE-O**

Shoolini	Particulars	Shoolini
University		University
1,433,336	Laboratory Expenses	1,608,585
2,648,170	Subscription Expenses	2,349,176
907,058	Examination Expenses	998,753
1,814,436	University Programmes	410,590
1,525,708	Internet Charges	1,217,904
276,900	Sprint Exp.	381,322
259,418	Workshop/Industrial Visits	342,347
7,930,777	Scholarships	7,658,013
<b>16,795,803</b>	<b>TOTAL</b>	<b>14,966,690</b>





# SCHEDULE-P

Shoolini University	Particulars	Shoolini University
5,309,171	Water & Electricity	7,122,329
7,067,178	Rent, Hostel Rent	11,142,660
66,932	Postage & Telegram	73,932
823,424	Telephone	494,389
2,400,751	Printing & Stationery	703,839
2,501,068	Travelling & Conveyance	1,250,519
168,614	Hospitality	341,897
61,472	Sports Exp.	1,100,828
1,853,297	Legal & Professional Charges	770,150
12,516,332	Advertisement & Publicity	14,595,734
173,050	Car Running Exp.	125,414
40,300	Freight & Colliage	15,720
897,761	Misc. Exp.	1,157,094
3,048,263	Admission Cell Exp.	3,427,757
685,000	Convocation Expenses/Function expense	2,255,371
68,703	Library Journal/magazine/newspaper	902,717
882,381	Adv/Income written off	3,062,895
197,975	Health Centre/Medicines	256,441
44,944	Placement Charges	553,140
	Labour Cess	43,729
	Moksh Expenses	795,567
	Accounting Charges	
223,038	Confrence Exp.	
	Affiliation expenses	
	HPU Expenses	
	Security Expenses	3,049,052
	Pollution control Expenses	1,020,000
	IT Repair & maintenace a/c	486,942
	Freight Charges	-
22,687,831	Food & Beverages	24,248,196
333,349	Land Scaping & Gardening	500,596
<b>62,050,834</b>	<b>TOTAL</b>	<b>79,496,908</b>

# SCHEDULE-Q

Shoolini University	Particulars	Shoolini University
8,841,288	Vehicle Running & Repair & Maint.	7,060,786
769,061	Insurance Vehicle	901,349
<b>9,610,349</b>	<b>TOTAL</b>	<b>7,962,135</b>



FOUNDATION FOR LIFE SCIENCES AND BUSINESS MANAGEMENT  
ANAND CAMPUS, SOLAN, H.P.  
SHOOLINI UNIVERSITY OF BIO-TECHNOLOGY AND MANAGEMENT SCIENCES, SOLAN  
SCHEDULE-R  
DETAIL OF REPAIR AND MAINTENANCE EXPENSES FOR THE  
YEAR ENDING 31.03.2016

Shoolini University	Particulars	Shoolini University
1,553,576	Repair & Maintenance Exp.	1,532,769
4,916,167	Sanitation Exp.	1,576,144
172,439	Furnishing of University	865,226
6,642,182	TOTAL	3,974,139

SCHEDULE-S

DETAIL OF FINANCE EXPENSES FOR THE  
YEAR ENDING 31.03.2016

Shoolini University	Particulars	Shoolini University
3,628,475	Interest on Unsecured/short term	7,772,781
40,866,857	Interest on Loans	41,413,376
280,037	Bank Charges	1,428,610
41,146,894	TOTAL	50,614,767





SCHEDULE-A

SCHEDULE OF FIXED ASSETS FOR THE PERIOD ENDING 31.03.2016

SCHEDULE OF FIXED ASSETS FOR THE PERIOD ENDING 31.03.2016											
PARTICULARS		RATE	GROSS BLOCK				DEPRECIATION			NET BLOCK	
			Opening Balance as on 01.04.2015	ADDITIONS		Total as on 31.03.2016	AT THE BEGINNING OF THE YEAR	DURING THE YEAR	TOTAL UP TO YEAR END As on 31.03.2016		
		MORE THAN 6 MONTHS USE	LESS THAN 6 MONTHS USE								
Computers & Accessorie	31.67%	27,509,066	1,203,343	3,180,563	-	31,892,972	15,637,897	9,596,862	25,234,759	6,658,213	11,871,169
Buildings	1.58%	361,381,655	-	-	-	361,381,655	10,581,258	5,709,830	16,291,088	345,090,567	350,800,397
Land A/c		-	13,130,000	-	-	13,130,000	-	-	-	13,130,000	-
Electric Equipment	9.50%	4,715,405	74,801	91,000	-	4,881,206	763,895	459,392	1,223,287	3,657,919	3,951,510
Fire Fighting Equipment	9.50%	83,747	2,000	-	-	85,747	24,822	8,146	32,968	52,779	58,925
Furniture & Fixtures	11.88%	25,671,432	863,452	2,528,985	768,160	28,295,709	7,488,107	3,302,566	10,790,673	17,505,036	18,183,325
Furnishing of Girls, Hostel, Institute & Labs	11.88%	1,876,452	90,103	353,760	-	2,320,315	357,118	254,640	611,758	1,708,557	1,519,334
Lab Equipments	19.00%	19,784,152	2,771,946	101,882	-	22,657,980	5,598,864	4,295,337	9,894,201	12,763,779	14,185,288
Library Books	11.88%	4,457,492	77,882	448,998	5,875	4,978,497	902,736	538,104	1,440,840	3,537,657	3,554,756
Office Equipment	19.00%	4,766,291	-	-	-	4,766,291	1,988,684	905,595	2,894,279	1,872,012	2,777,607
Network /lan	15.83%	1,425,259	-	-	-	1,425,259	302,004	225,618	527,622	897,637	1,123,255
Sports Equipment	11.88%	265,295	164,443	98,610	-	528,348	45,659	56,910	102,569	425,779	219,636
Research Project Assets	19.00%	15,949,529	890,580	3,497,408	-	20,337,517	3,023,597	3,531,874	6,555,471	13,782,046	12,925,932
Training Project Exp.	19.00%	73,894	-	-	-	73,894	19,221	14,040	33,261	40,633	54,673
Musical Instruments	11.88%	92,225	-	-	-	92,225	13,243	10,956	24,199	68,026	78,982
Chapati Making Machine	11.88%	-	-	-	-	-	-	-	-	-	-
Buses	15.83%	19,079,673	1,475,182	460,000	982,450	20,032,405	9,430,229	3,134,721	12,564,950	7,467,455	9,649,444
Solar system	9.50%	-	960,840	-	-	960,840	-	91,280	91,280	869,560	-
		487,131,567	21,704,572	10,761,206	1,756,485	517,840,860	56,177,334	32,135,873	88,313,207	429,527,653	430,954,233
Previous Year		358,646,902	5,226,954	123,257,711		487,131,567	29,365,253	26,823,481	56,188,734	430,942,833	

CAPITAL WORK IN PROGRESS

Advance for land	73,325,400	-	-	-	60,195,400	-	-	-	60,195,400	72,025,400
Pre Operative Expenses	-	4,907,132	-	-	4,907,132	-	-	-	4,907,132	-
Advances against capex	1,000,000	-	-	-	1,000,000	-	-	-	1,000,000	-
Total	74,325,400	4,907,132	-	-	66,102,532	-	-	-	66,102,532	72,025,400